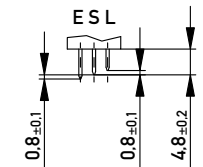
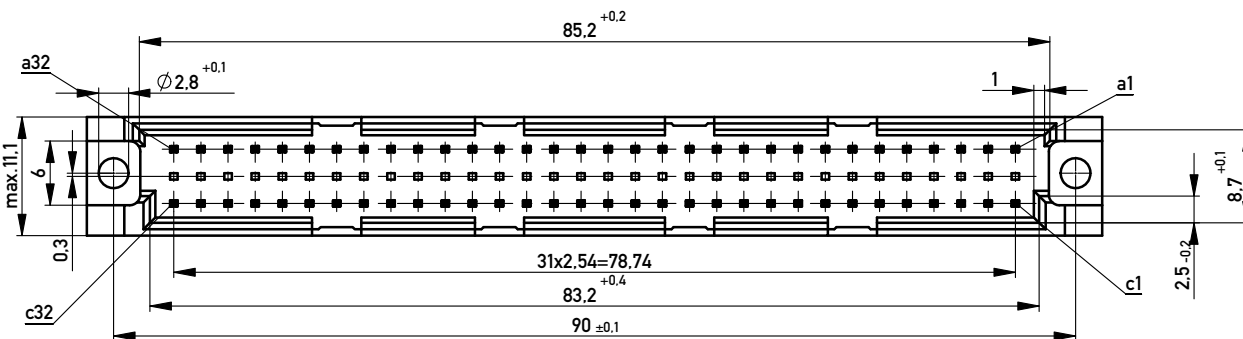


Stecklänge / mating length

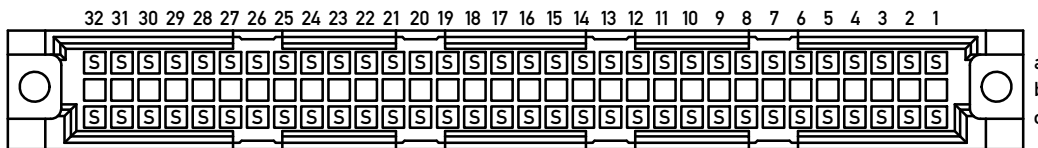


- E = early mate, late break / voreilend
- S = standard
- L = late mate, early break / nacheilend

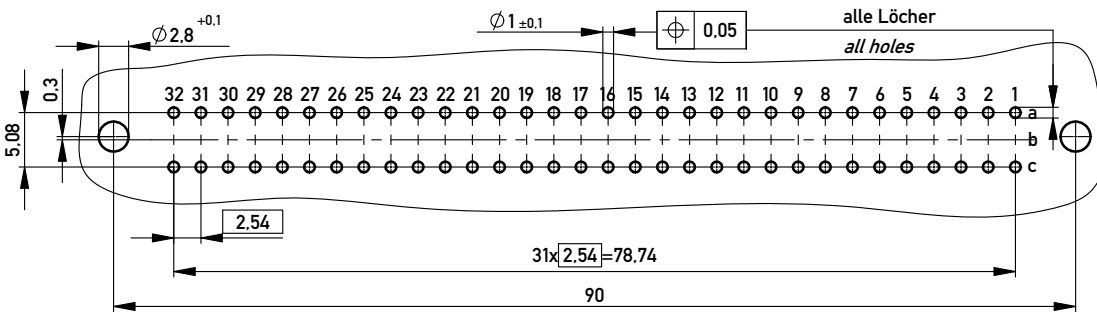


THR = through hole reflow
 Bauart 4 / type 4
 Anforderungsstufe 2 = 400 Steckzyklen / performance class 2 = 400 mating cycles
 Fehlende Maße und Angaben nach IEC 60 603-2 / DIN EN 60 603-2
 Missing information and dimensions per IEC 60 603-2 / DIN EN 60 603-2

Bestückungsplan / contact layout



Leiterplatten-Lochbild / PCB drillhole pattern



Information:	Tolerances	 All Dimensions in mm	Scale	2:1
	All rights reserved. Only for Information. To ensure that this is the latest version of this drawing, please contact one of the ERNI companies before using.			
Subject to modification without prior notice. Drawing will not be updated.	Designation		Messerleiste R 64 THR Male Connector R 64 THR	
	www.ERNI.com		374605	
b	04.09.2013	Class		STVR
Index	Date			A3

Copyright by ERNI GmbH. Proprietary notice pursuant to ISO 9006 to be observed.